


This is an exercise to show the use of the page-changing arrows which you will later find on the Acrobat Reader menu.



Press this arrow to go on one page

PAGE ONE

Yes,
you have effectively come back to
Page One, but it now has this
message.

Now , press inside the box below.

Go to Page 6

PAGE ONE

Yes,
you are effectively at Page One,
so you would have reached the
start of the document.


(You will get a chance to view this
document again later when the
real icon options will be available)

For now, press the box below to
find out about other options in the
Reader

NEXT

Yes,
you have effectively arrived
at Page Two

Press the arrow below to go back
one page to Page One



PAGE TWO

This page is intentionally left
blank

PAGE THREE

This page is intentionally left
blank

PAGE FOUR

This page is intentionally left
blank

PAGE FIVE

There are four other Arrow Icons.
Two can be left till later. They move to
the previous or following screen.



Two are useful now. One will take you to
the last page in this document. Press it
now.



PAGE SIX


This page is intentionally left
blank

PAGE SEVEN

Yes, this is the last page.

Press the button below to go to the first page.

(Naturally it is a slightly different first page to the page you started with)



PAGE EIGHT